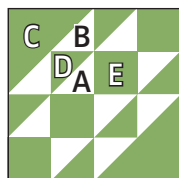




unfinished size:
3 1/2" x 3 1/2"



unfinished size:
6 1/2" x 6 1/2"



unfinished size:
9 1/2" x 9 1/2"



Cutting:

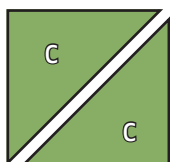
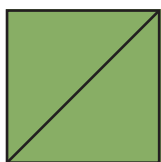
		3" Block	6" Block	9" Block
Background	A	3 - 1 3/4" squares	3 - 2 1/2" squares	3 - 3 1/4" squares
	B	2 - 1 5/8" squares	2 - 2 3/8" squares	2 - 3 1/8" squares
Print	C	1 - 2 3/8" square	1 - 3 7/8" square	1 - 5 3/8" square
	D	3 - 1 3/4" squares	3 - 2 1/2" squares	3 - 3 1/4" squares
	E	4 - 1 1/4" squares	4 - 2" squares	4 - 2 3/4" squares

Use 1/4" seams and press open throughout.

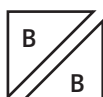
Sizes listed as (3" size) [6" size] {9" size}

Block Assembly:

Cut the Fabric C squares and Fabric B squares on the diagonal once.



Make two.



Make four.

Draw a diagonal line on the wrong side of the Fabric A squares.

With right sides facing, layer a Fabric A square with a Fabric D square.

Stitch 1/4" from each side of the drawn line.

Cut apart on the marked line.

Trim Half Square Triangle Unit to measure (1 1/4" x 1 1/4") [2" x 2"] {2 3/4" x 2 3/4"}.


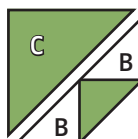


Make six.

Assemble two Fabric B triangles, one Half Square Triangle Unit and one Fabric C triangle.

Cat's Cradle Unit should measure

(2" x 2") [3 1/2" x 3 1/2"] {5" x 5"}.



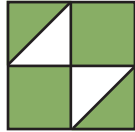
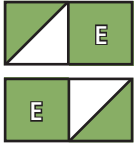
Make two.



Assemble two Half Square Triangle Units and two Fabric E squares.

Courage Unit should measure

(2" x 2") [3 1/2" x 3 1/2"] {5" x 5"}.

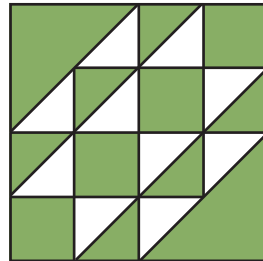
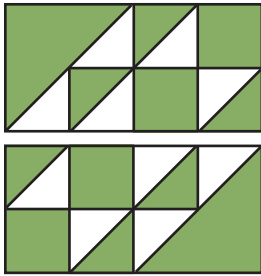


Make two.

Assemble Block.

Courage Block should measure

(3 1/2" x 3 1/2") [6 1/2" x 6 1/2"] {9 1/2" x 9 1/2"}.



Make one.