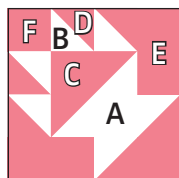




unfinished size:  
3 1/2" x 3 1/2"



unfinished size:  
6 1/2" x 6 1/2"



unfinished size:  
9 1/2" x 9 1/2"



### Cutting:

		3" Block	6" Block	9" Block
Background	A	1 - 2" square	1 - 3 1/2" square	1 - 5" square
	B	3 - 1 3/4" squares	3 - 2 1/2" squares	3 - 3 1/4" squares
Print	C	1 - 2" square	1 - 3 1/2" square	1 - 5" square
	D	3 - 1 3/4" squares	3 - 2 1/2" squares	3 - 3 1/4" squares
	E	2 - 1 1/4" x 2" rectangles	2 - 2" x 3 1/2" rectangles	2 - 2 3/4" x 5" rectangles
	F	2 - 1 1/4" squares	2 - 2" squares	2 - 2 3/4" squares

Use 1/4" seams and press open throughout.

Sizes listed as (3" size) [6" size] {9" size}

### Block Assembly:

Draw a diagonal line on the wrong side of the Fabric B squares.

With right sides facing, layer a Fabric B square with a Fabric D square.

Stitch 1/4" from each side of the drawn line.

Cut apart on the marked line.

**Trim** Small Half Square Triangle Unit to measure

(1 1/4" x 1 1/4") [2" x 2"] {2 3/4" x 2 3/4"}.



Make six.

Assemble one Fabric F square and two Small Half Square Triangle Units.

Top Unit should measure

(1 1/4" x 2 3/4") [2" x 5"] {2 3/4" x 7 1/4"}.



Make one.

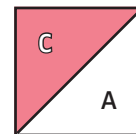
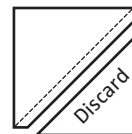
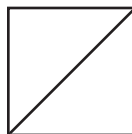
Draw a diagonal line on the wrong side of the Fabric A square.

With right sides facing, layer the Fabric A square with the Fabric C square.

Stitch on the drawn line and trim 1/4" away from the seam.

Large Half Square Triangle Unit should measure

(2" x 2") [3 1/2" x 3 1/2"] {5" x 5"}.



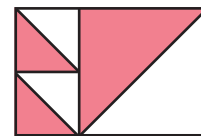
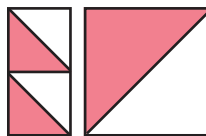
Make one.

Assemble two Small Half Square Triangle Units and the Large Half Square Triangle Unit.

Pay close attention to unit placement.

Center Unit should measure

(2" x 2 3/4") [3 1/2" x 5"] {5" x 7 1/4"}.




Make one.



Assemble one Fabric E rectangle and one Small Half Square Triangle Unit.

Bottom Unit should measure

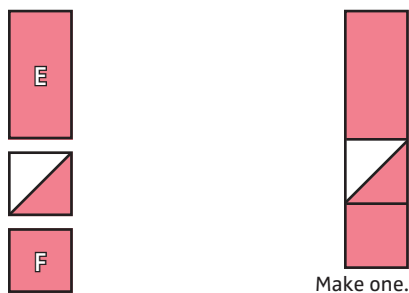
$(1 \frac{1}{4}'' \times 2 \frac{3}{4}'')$   $[2'' \times 5'']$   $\{2 \frac{3}{4}'' \times 7 \frac{1}{4}''\}$ .



Assemble one Fabric E rectangle, one Small Half Square Triangle Unit and one Fabric F square.

Side Unit should measure

$(1 \frac{1}{4}'' \times 3 \frac{1}{2}'')$   $[2'' \times 6 \frac{1}{2}'']$   $\{2 \frac{3}{4}'' \times 9 \frac{1}{2}''\}$ .



Assemble Block.

Delight Block should measure

$(3 \frac{1}{2}'' \times 3 \frac{1}{2}'')$   $[6 \frac{1}{2}'' \times 6 \frac{1}{2}'']$   $\{9 \frac{1}{2}'' \times 9 \frac{1}{2}''\}$ .

