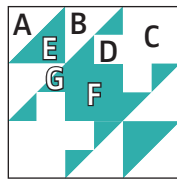




unfinished size:  
3 1/2" x 3 1/2"



unfinished size:  
6 1/2" x 6 1/2"



unfinished size:  
9 1/2" x 9 1/2"



### Cutting:

		3" Block	6" Block	9" Block
Background	A	1 - 2" square	1 - 3" square	1 - 4" square
	B	2 - 1 7/8" squares	2 - 2 7/8" squares	2 - 3 7/8" squares
	C	2 - 1 1/2" squares	2 - 2 1/2" squares	2 - 3 1/2" squares
	D	4 - 1" squares	4 - 1 1/2" squares	4 - 2" squares
Print	E	1 - 2" square	1 - 3" square	1 - 4" square
	F	1 - 1 1/2" square	1 - 2 1/2" square	1 - 3 1/2" square
	G	4 - 1 3/8" squares	4 - 1 7/8" squares	4 - 2 3/8" squares

Use 1/4" seams and press open throughout.

Sizes listed as (3" size) [6" size] {9" size}

### Block Assembly:

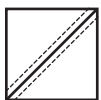
Draw a diagonal line on the wrong side of the Fabric A square.

With right sides facing, layer the Fabric A square with the Fabric E square.

Stitch 1/4" from each side of the drawn line.

Cut apart on the marked line.

**Trim** Half Square Triangle Unit to measure (1 1/2" x 1 1/2") [2 1/2" x 2 1/2"] {3 1/2" x 3 1/2"}.



Make two.

Assemble two Fabric G triangles, one Fabric D square and one Fabric B triangle.

Cat's Cradle Unit should measure

(1 1/2" x 1 1/2") [2 1/2" x 2 1/2"] {3 1/2" x 3 1/2"}.



Make four.

Assemble one Half Square Triangle Unit, one Cat's Cradle Unit and one Fabric C square.

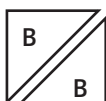
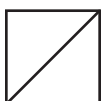
Outer Unit should measure

(1 1/2" x 3 1/2") [2 1/2" x 6 1/2"] {3 1/2" x 9 1/2"}.



Make two.

Cut the Fabric B squares and Fabric G squares on the diagonal once.



Make four.



Make eight.



Assemble two Cat's Cradle Units and the Fabric F square.

Pay close attention to unit placement.

Inner Unit should measure

$(1\frac{1}{2}'' \times 3\frac{1}{2}'')$   $[2\frac{1}{2}'' \times 6\frac{1}{2}'']$   $\{3\frac{1}{2}'' \times 9\frac{1}{2}''\}$ .



Assemble Block.

Bright Block should measure

$(3\frac{1}{2}'' \times 3\frac{1}{2}'')$   $[6\frac{1}{2}'' \times 6\frac{1}{2}'']$   $\{9\frac{1}{2}'' \times 9\frac{1}{2}''\}$ .

