




unfinished size:
3 1/2" x 3 1/2"



unfinished size:
6 1/2" x 6 1/2"



unfinished size:
9 1/2" x 9 1/2"



Cutting:

		3" Block	6" Block	9" Block
Background	A	5 - 1 1/2" squares	5 - 2 1/2" squares	5 - 3 1/2" squares
Print	B	4 - 1 1/2" squares	4 - 2 1/2" squares	4 - 3 1/2" squares
	C	4 - 1" squares	4 - 1 1/2" squares	4 - 2" squares

Use 1/4" seams and press open throughout.

Sizes listed as {3" size} [6" size] {9" size}

Block Assembly:

Draw a diagonal line on the wrong side of the Fabric C squares.

With right sides facing, layer a Fabric C square on the bottom right corner of a Fabric A square.

Stitch on the drawn line and trim 1/4" away from the seam.

Corner Unit should measure

{1 1/2" x 1 1/2"} [2 1/2" x 2 1/2"} {3 1/2" x 3 1/2"}.


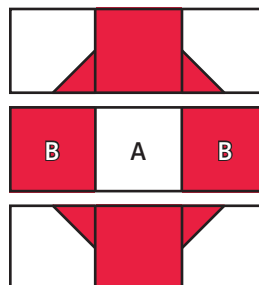


Make four.

Assemble Block.

Serenity Block should measure

{3 1/2" x 3 1/2"} [6 1/2" x 6 1/2"} {9 1/2" x 9 1/2"}.



Make one.

Assemble two Corner Units and one Fabric B square.

Outer Unit should measure

{1 1/2" x 3 1/2"} [2 1/2" x 6 1/2"} {3 1/2" x 9 1/2"}.



Make two.