
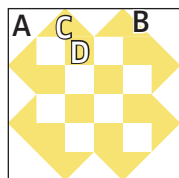




unfinished size:
3 1/2" x 3 1/2"



unfinished size:
6 1/2" x 6 1/2"



unfinished size:
9 1/2" x 9 1/2"



Cutting:

		3" Block	6" Block	9" Block
Background	A	12 - 1" squares	12 - 1 1/2" squares	12 - 2" squares
	B	16 - 1" squares	16 - 1 1/2" squares	16 - 2" squares
Print	C	8 - 1" x 1 1/2" rectangles	8 - 1 1/2" x 2 1/2" rectangles	8 - 2" x 3 1/2" rectangles
	D	8 - 1" squares	8 - 1 1/2" squares	8 - 2" squares

Use 1/4" seams and press seams open.

Sizes listed as (3" size) [6" size] {9" size}

Block Assembly:

Draw a diagonal line on the wrong side of the Fabric B squares.

With right sides facing, layer a Fabric B square on one end of a Fabric C rectangle.

Stitch on the drawn line and trim 1/4" away from the seam.

Repeat on the opposite end.

Flying Geese Unit should measure

(1" x 1 1/2") [1 1/2" x 2 1/2"] {2" x 3 1/2"}.



Assemble two Flying Geese Units.

Zest Unit should measure

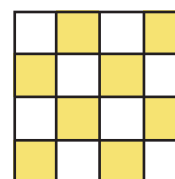
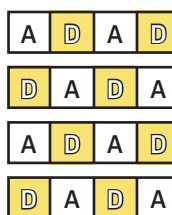
(1" x 2 1/2") [1 1/2" x 4 1/2"] {2" x 6 1/2"}.



Assemble eight Fabric A squares and eight Fabric D squares.

Center Unit should measure

(2 1/2" x 2 1/2") [4 1/2" x 4 1/2"] {6 1/2" x 6 1/2"}.

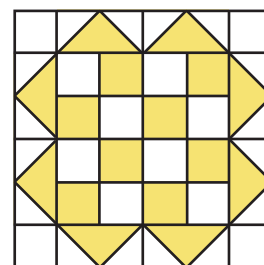
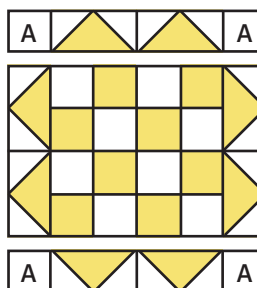


Make one.

Assemble Block.

Zest Block should measure

(3 1/2" x 3 1/2") [6 1/2" x 6 1/2"] {9 1/2" x 9 1/2"}.



Make one.