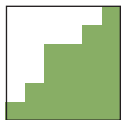
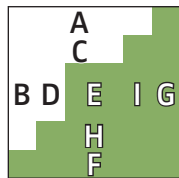




unfinished size:
3 1/2" x 3 1/2"



unfinished size:
6 1/2" x 6 1/2"



unfinished size:
9 1/2" x 9 1/2"



Cutting:

	3" Block	6" Block	9" Block
Background	A 1 - 1" x 3" rectangle	1 - 1 1/2" x 5 1/2" rectangle	1 - 2" x 8" rectangle
	B 1 - 1" x 2 1/2" rectangle	1 - 1 1/2" x 4 1/2" rectangle	1 - 2" x 6 1/2" rectangle
	C 1 - 1" x 2" rectangle	1 - 1 1/2" x 3 1/2" rectangle	1 - 2" x 5" rectangle
	D 1 - 1" x 1 1/2" rectangle	1 - 1 1/2" x 2 1/2" rectangle	1 - 2" x 3 1/2" rectangle
Print	E 1 - 1 1/2" square	1 - 2 1/2" square	1 - 3 1/2" square
	F 1 - 1" x 3 1/2" rectangle	1 - 1 1/2" x 6 1/2" rectangle	1 - 2" x 9 1/2" rectangle
	G 1 - 1" x 3" rectangle	1 - 1 1/2" x 5 1/2" rectangle	1 - 2" x 8" rectangle
	H 1 - 1" x 2 1/2" rectangle	1 - 1 1/2" x 4 1/2" rectangle	1 - 2" x 6 1/2" rectangle
	I 1 - 1" x 2" rectangle	1 - 1 1/2" x 3 1/2" rectangle	1 - 2" x 5" rectangle

Use 1/4" seams and press open throughout.

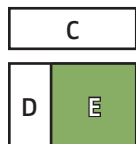
Sizes listed as (3" size) [6" size] {9" size}

Block Assembly:

Assemble the Fabric E square, the Fabric D rectangle and the Fabric C rectangle.

First Round Unit should measure

(2" x 2") [3 1/2" x 3 1/2"] {5" x 5"}.

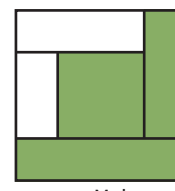
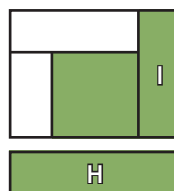


Make one.

Assemble the First Round Unit, the Fabric I rectangle and the Fabric H rectangle.

Second Round Unit should measure

(2 1/2" x 2 1/2") [4 1/2" x 4 1/2"] {6 1/2" x 6 1/2"}.

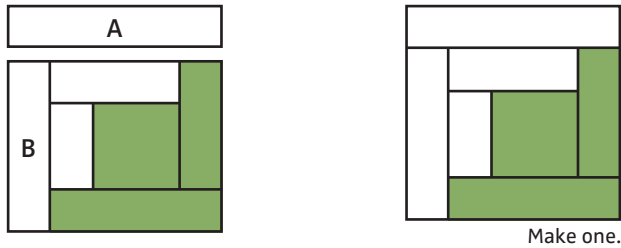


Make one.



Assemble the Second Round Unit, the Fabric B rectangle and the Fabric A rectangle.

Third Round Unit should measure
(3" x 3") [5 1/2" x 5 1/2"] {8" x 8"}.



Assemble Block.

Honor Block should measure
(3 1/2" x 3 1/2") [6 1/2" x 6 1/2"] {9 1/2" x 9 1/2"}.

