





unfinished size:
3 1/2" x 3 1/2"



unfinished size:
6 1/2" x 6 1/2"



unfinished size:
9 1/2" x 9 1/2"



Cutting:

		3" Block	6" Block	9" Block
Background	A	2 - 2 1/2" squares	2 - 3 1/2" squares	2 - 4 1/2" squares
	B	1 - 1 1/2" square	1 - 2 1/2" square	1 - 3 1/2" square
	C	4 - 1 1/2" squares	4 - 2" squares	4 - 2 1/2" squares
Print	D	2 - 2 1/2" squares	2 - 3 1/2" squares	2 - 4 1/2" squares
	E	4 - 1 1/2" squares	4 - 2" squares	4 - 2 1/2" squares
	F	8 - 1" squares	8 - 1 1/2" squares	8 - 2" squares

Use 1/4" seams and press open throughout.
Sizes listed as (3" size) [6" size] {9" size}

Block Assembly:

Draw a diagonal line on the wrong side of the Fabric C squares.

With right sides facing, layer a Fabric C square with a Fabric E square.

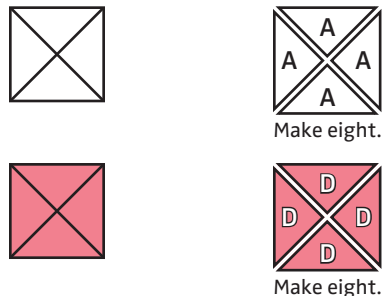
Stitch 1/4" from each side of the drawn line.

Cut apart on the marked line.

Trim Half Square Triangle Unit to measure (1" x 1") [1 1/2" x 1 1/2"] {2" x 2"}.



Cut the Fabric A squares and Fabric D squares on the diagonal twice.



Assemble two Fabric D triangles and two Fabric A triangles.

Trim Hourglass Unit to measure

(1 1/2" x 1 1/2") [2 1/2" x 2 1/2"] {3 1/2" x 3 1/2"}.



Assemble two Fabric F squares and two Half Square Triangle Units.

Corner Unit should measure

(1 1/2" x 1 1/2") [2 1/2" x 2 1/2"] {3 1/2" x 3 1/2"}.



Assemble two Corner Units and one Hourglass Unit.

Outer Unit should measure

(1 1/2" x 3 1/2") [2 1/2" x 6 1/2"] {3 1/2" x 9 1/2"}.



Assemble Block.

Harmony Block should measure

(3 1/2" x 3 1/2") [6 1/2" x 6 1/2"] {9 1/2" x 9 1/2"}.

