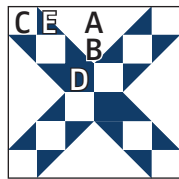




unfinished size:
3 1/2" x 3 1/2"



unfinished size:
6 1/2" x 6 1/2"



unfinished size:
9 1/2" x 9 1/2"



Cutting:

		3" Block	6" Block	9" Block
Background	A	4 - 1" x 2 1/2" rectangles	4 - 1 1/2" x 4 1/2" rectangles	4 - 2" x 6 1/2" rectangles
	B	4 - 1" x 1 1/2" rectangles	4 - 1 1/2" x 2 1/2" rectangles	4 - 2" x 3 1/2" rectangles
	C	10 - 1" squares	10 - 1 1/2" squares	10 - 2" squares
Print	D	2 - 1" squares	2 - 1 1/2" squares	2 - 2" squares
	E	16 - 1" squares	16 - 1 1/2" squares	16 - 2" squares

Use 1/4" seams and press open throughout.


Sizes listed as (3" size) [6" size] {9" size}

Block Assembly:

Assemble two Fabric D squares and two Fabric C squares.

Four Patch Unit should measure

(1 1/2" x 1 1/2") [2 1/2" x 2 1/2"] {3 1/2" x 3 1/2"}.



Make one.

Draw a diagonal line on the wrong side of the Fabric E squares.

With right sides facing, layer a Fabric E square on one end of a Fabric B rectangle.

Stitch on the drawn line and trim 1/4" away from the seam.

Repeat on the opposite end.

Flying Geese Unit should measure

(1" x 1 1/2") [1 1/2" x 2 1/2"] {2" x 3 1/2"}.



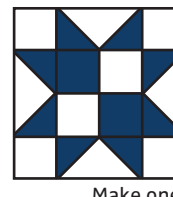
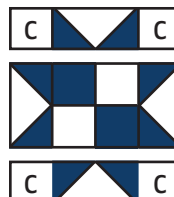
Make four.

Assemble Unit.

Pay close attention to unit placement.

Star Unit should measure

(2 1/2" x 2 1/2") [4 1/2" x 4 1/2"] {6 1/2" x 6 1/2"}.



Make one.

With right sides facing, layer a Fabric E square on the left end of a Fabric A rectangle.

Stitch on the drawn line and trim 1/4" away from the seam.

Repeat on the right end.

Star Point Unit should measure

(1" x 2 1/2") [1 1/2" x 4 1/2"] {2" x 6 1/2"}.



Make four.



Assemble two Fabric C squares and one Star Point Unit.

Outer Unit should measure

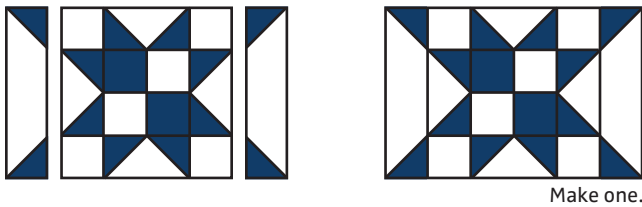
(1" x 3 1/2") [1 1/2" x 6 1/2"] {2" x 9 1/2"}.



Assemble two Star Point Units and the Star Unit.

Inner Unit should measure

(2 1/2" x 3 1/2") [4 1/2" x 6 1/2"] {6 1/2" x 9 1/2"}.



Assemble Block.

Kindness Block should measure

(3 1/2" x 3 1/2") [6 1/2" x 6 1/2"] {9 1/2" x 9 1/2"}.

