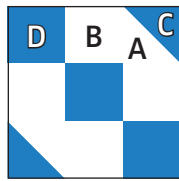




unfinished size:
3 1/2" x 3 1/2"



unfinished size:
6 1/2" x 6 1/2"



unfinished size:
9 1/2" x 9 1/2"



Cutting:

		3" Block	6" Block	9" Block
Background	A	1 - 2" square	1 - 3" square	1 - 4" square
	B	4 - 1 1/2" squares	4 - 2 1/2" squares	4 - 3 1/2" squares
Print	C	1 - 2" square	1 - 3" square	1 - 4" square
	D	3 - 1 1/2" squares	3 - 2 1/2" squares	3 - 3 1/2" squares

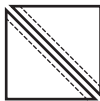
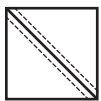
Use 1/4" seams and press open throughout.
Sizes listed as (3" size) [6" size] {9" size}

Block Assembly:

Draw a diagonal line on the wrong side of the Fabric A square.
With right sides facing, layer the Fabric A square with the Fabric C square.

Stitch 1/4" from each side of the drawn line.
Cut apart on the marked line.


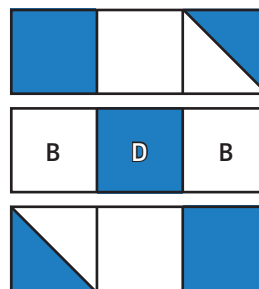
Trim Half Square Triangle Unit to measure
(1 1/2" x 1 1/2") [2 1/2" x 2 1/2"] {3 1/2" x 3 1/2"}.



Make two.

Assemble Block.

Compassion Block should measure
(3 1/2" x 3 1/2") [6 1/2" x 6 1/2"] {9 1/2" x 9 1/2"}.



Make one.

Assemble one Fabric D square, one Fabric B square and one Half Square Triangle Unit.

Outer Unit should measure

(1 1/2" x 3 1/2") [2 1/2" x 6 1/2"] {3 1/2" x 9 1/2"}.



Make two.

Copyright 2020 Fat Quarter Shop, LLC. All rights reserved. Duplication of any kind is prohibited.
This pattern may be used for personal purposes only and may not be reproduced without the express written permission from the Fat Quarter Shop.
These patterns may not be used for commercial purposes.

