





unfinished size:
3 1/2" x 3 1/2"



unfinished size:
6 1/2" x 6 1/2"



unfinished size:
9 1/2" x 9 1/2"



Cutting:

	3" Block	6" Block	9" Block
Background	A 2 - 2 3/4" squares B 4 - 1" x 1 1/4" rectangles	2 - 3 3/4" squares 4 - 1 1/2" x 2" rectangles	2 - 5" squares 4 - 2" x 2 3/4" rectangles
Print	C 4 - 1" x 2 1/4" rectangles D 4 - 1 1/4" squares E 1 - 1" square	4 - 1 1/2" x 3" rectangles 4 - 2" squares 1 - 1 1/2" square	4 - 2" x 4 1/2" rectangles 4 - 2 3/4" squares 1 - 2" square

Use 1/4" seams and press open throughout.


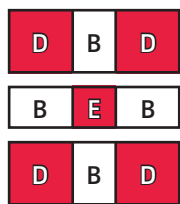
Sizes listed as {3" size} [6" size] {9" size}

Block Assembly:

Assemble four Fabric D squares, four Fabric B rectangles and the Fabric E square.

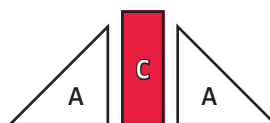
Center Unit should measure

{2 1/2" x 2 1/2"} [4 1/2" x 4 1/2"] {6 1/2" x 6 1/2"}.



Make one.

Assemble two Fabric A triangles and one Fabric C rectangle.
Make four Corner Units.


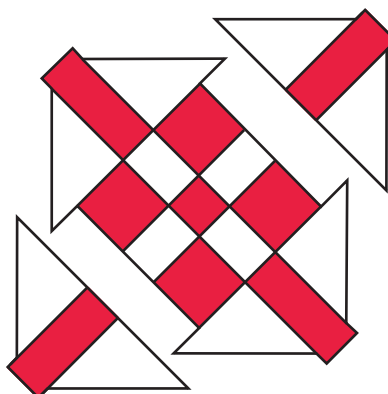


Make four.

Assemble Block.

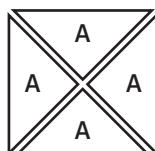
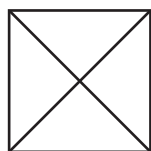
Trim Passion Block to measure

{3 1/2" x 3 1/2"} [6 1/2" x 6 1/2"] {9 1/2" x 9 1/2"}.



Make one.

Cut the Fabric A squares on the diagonal twice.



Make eight.