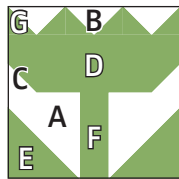




unfinished size:
3 1/2" x 3 1/2"



unfinished size:
6 1/2" x 6 1/2"



unfinished size:
9 1/2" x 9 1/2"



Cutting:

		3" Block	6" Block	9" Block
Background	A	2 - 1 3/4" x 2" rectangles	2 - 3" x 3 1/2" rectangles	2 - 4 1/4" x 5" rectangles
	B	3 - 1" x 1 1/2" rectangles	3 - 1 1/2" x 2 1/2" rectangles	3 - 2" x 3 1/2" rectangles
	C	2 - 1" squares	2 - 1 1/2" squares	2 - 2" squares
Print	D	1 - 1 1/2" x 3 1/2" rectangle	1 - 2 1/2" x 6 1/2" rectangle	1 - 3 1/2" x 9 1/2" rectangle
	E	2 - 1 3/4" squares	2 - 3" squares	2 - 4 1/4" squares
	F	1 - 1" x 2" rectangle	1 - 1 1/2" x 3 1/2" rectangle	1 - 2" x 5" rectangle
	G	6 - 1" squares	6 - 1 1/2" squares	6 - 2" squares

Use 1/4" seams and press open throughout.

Sizes listed as (3" size) [6" size] {9" size}

Block Assembly:

Draw a diagonal line on the wrong side of the Fabric G squares. With right sides facing, layer a Fabric G square on one end of a Fabric B rectangle.

Stitch on the drawn line and trim 1/4" away from the seam.

Repeat on the opposite end.

Flying Geese Unit should measure

(1" x 1 1/2") [1 1/2" x 2 1/2"] {2" x 3 1/2"}.



Make three.

Draw a diagonal line on the wrong side of the Fabric C squares. With right sides facing, layer a Fabric C square on the bottom left corner of the Fabric D rectangle.

Stitch on the drawn line and trim 1/4" away from the seam.

Repeat on the bottom right corner.

Partial Flower Unit should measure

(1 1/2" x 3 1/2") [2 1/2" x 6 1/2"] {3 1/2" x 9 1/2"}.



Make one.

Assemble three Flying Geese Units.

Petal Unit should measure

(1" x 3 1/2") [1 1/2" x 6 1/2"] {2" x 9 1/2"}.



Make one.



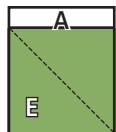
Draw a diagonal line on the wrong side of the Fabric E squares.

With right sides facing, layer a Fabric E square on the bottom end of a Fabric A rectangle.

Stitch on the drawn line and trim $\frac{1}{4}$ " away from the seam.

Left Leaf Unit should measure

$(1\frac{3}{4}" \times 2")$ $[3" \times 3\frac{1}{2}"]$ $\{4\frac{1}{4}" \times 5"\}$.



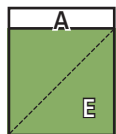
Make one.

With right sides facing, layer a Fabric E square on the bottom end of a Fabric A rectangle.

Stitch on the drawn line and trim $\frac{1}{4}$ " away from the seam.

Right Leaf Unit should measure

$(1\frac{3}{4}" \times 2")$ $[3" \times 3\frac{1}{2}"]$ $\{4\frac{1}{4}" \times 5"\}$.

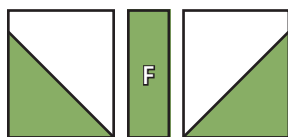


Make one.

Assemble the Left Leaf Unit, the Fabric F rectangle and the Right Leaf Unit.

Leaf Unit should measure

$(2" \times 3\frac{1}{2}')$ $[3\frac{1}{2}" \times 6\frac{1}{2}"]$ $\{5" \times 9\frac{1}{2}''\}$.





Make one.

Assemble Block.

Abundant Block should measure

$(3\frac{1}{2}" \times 3\frac{1}{2}')$ $[6\frac{1}{2}" \times 6\frac{1}{2}"]$ $\{9\frac{1}{2}" \times 9\frac{1}{2}''\}$.



Make one.