





unfinished size:  
3 1/2" x 3 1/2"



unfinished size:  
6 1/2" x 6 1/2"



unfinished size:  
9 1/2" x 9 1/2"



### Cutting:

		3" Block	6" Block	9" Block
Background	A	4 - 1" x 1 1/2" rectangles	4 - 1 1/2" x 2 1/2" rectangles	4 - 2" x 3 1/2" rectangles
	B	8 - 1" squares	8 - 1 1/2" squares	8 - 2" squares
Print	C	1 - 1 1/2" square	1 - 2 1/2" square	1 - 3 1/2" square
	D	4 - 1" x 1 1/2" rectangles	4 - 1 1/2" x 2 1/2" rectangles	4 - 2" x 3 1/2" rectangles
	E	8 - 1" squares	8 - 1 1/2" squares	8 - 2" squares

Use 1/4" seams and press open throughout.


Sizes listed as (3" size) [6" size] {9" size}

### Block Assembly:

Assemble two Fabric E squares and two Fabric B squares.

Four Patch Unit should measure

(1 1/2" x 1 1/2") [2 1/2" x 2 1/2"] {3 1/2" x 3 1/2"}.



Make four.

Assemble one Fabric D rectangle and one Fabric A rectangle.

Rail Unit should measure

(1 1/2" x 1 1/2") [2 1/2" x 2 1/2"] {3 1/2" x 3 1/2"}.



Make four.

Assemble two Four Patch Units and one Rail Unit.

Pay close attention to unit placement.

Outer Unit should measure

(1 1/2" x 3 1/2") [2 1/2" x 6 1/2"] {3 1/2" x 9 1/2"}.


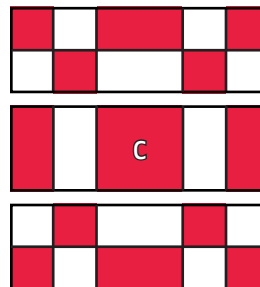


Make two.

Assemble Block.

Steadfast Block should measure

(3 1/2" x 3 1/2") [6 1/2" x 6 1/2"] {9 1/2" x 9 1/2"}.



Make one.

Copyright 2020 Fat Quarter Shop, LLC. All rights reserved. Duplication of any kind is prohibited.

This pattern may be used for personal purposes only and may not be reproduced without the express written permission from the Fat Quarter Shop.

These patterns may not be used for commercial purposes.

