
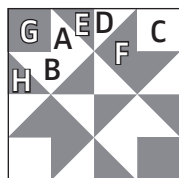




unfinished size:
3 1/2" x 3 1/2"



unfinished size:
6 1/2" x 6 1/2"



unfinished size:
9 1/2" x 9 1/2"



Cutting:

		3" Block	6" Block	9" Block
Background	A	2 - 1 3/4" squares	2 - 2 1/2" squares	2 - 3 1/4" squares
	B	2 - 1 1/4" x 2" rectangles	2 - 2" x 3 1/2" rectangles	2 - 2 3/4" x 5" rectangles
	C	2 - 1 1/4" squares	2 - 2" squares	2 - 2 3/4" squares
	D	4 - 1 1/4" squares	4 - 2" squares	4 - 2 3/4" squares
Print	E	2 - 1 3/4" squares	2 - 2 1/2" squares	2 - 3 1/4" squares
	F	2 - 1 1/4" x 2" rectangles	2 - 2" x 3 1/2" rectangles	2 - 2 3/4" x 5" rectangles
	G	2 - 1 1/4" squares	2 - 2" squares	2 - 2 3/4" squares
	H	4 - 1 1/4" squares	4 - 2" squares	4 - 2 3/4" squares

Use 1/4" seams and press open throughout.

Sizes listed as (3" size) [6" size] {9" size}

Block Assembly:

Draw a diagonal line on the wrong side of the Fabric A squares.

With right sides facing, layer a Fabric A square with a Fabric E square.

Stitch 1/4" from each side of the drawn line.

Cut apart on the marked line.

Trim Half Square Triangle Unit to measure

(1 1/4" x 1 1/4") [2" x 2"] {2 3/4" x 2 3/4"}.



Make four.

Draw a diagonal line on the wrong side of the Fabric H squares. With right sides facing, layer a Fabric H square on one end of a Fabric B rectangle.

Stitch on the drawn line and trim 1/4" away from the seam.

Repeat on the opposite end.

Shadow Flying Geese Unit should measure

(1 1/4" x 2") [2" x 3 1/2"] {2 3/4" x 5"}.



Make two.

Assemble one Fabric G square, one Half Square Triangle Unit and one Shadow Flying Geese Unit.

Pay close attention to unit placement.

Shadow Unit should measure

(2" x 2") [3 1/2" x 3 1/2"] {5" x 5"}.



Make two.



Draw a diagonal line on the wrong side of the Fabric D squares.

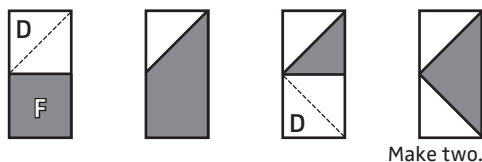
With right sides facing, layer a Fabric D square on the top end of a Fabric F rectangle.

Stitch on the drawn line and trim $\frac{1}{4}$ " away from the seam.

Repeat on the bottom end.

Highlight Flying Geese Unit should measure

$(1\frac{1}{4}" \times 2")$ $[2" \times 3\frac{1}{2}"]$ $\{2\frac{3}{4}" \times 5"\}$.



Assemble one Fabric C square, one Half Square Triangle Unit and one Highlight Flying Geese Unit.

Pay close attention to unit placement.

Highlight Unit should measure

$(2" \times 2")$ $[3\frac{1}{2}" \times 3\frac{1}{2}"]$ $\{5" \times 5"\}$.



Assemble Block.

Blessed Block should measure

$(3\frac{1}{2}" \times 3\frac{1}{2}')$ $[6\frac{1}{2}" \times 6\frac{1}{2}"]$ $\{9\frac{1}{2}" \times 9\frac{1}{2}''\}$.

